



Diary of a Worm Sequencing/Timeline Activity



By Rachel Friedrich at Sub Hub
<http://subhubonline.blogspot.com/>

Graphics by The 3AM Teacher
<http://www.teacherspayteachers.com/Store/The-3am-Teacher>
<http://the3amteacher.blogspot.com/>

How to Use This Activity



This is a reading activity focusing on sequencing that can be used as a stand-alone activity to accompany a read-aloud of Diary of a Worm by Doreen Cronin. It can also work well with my free Second Grade Emergency Sub Plans since they are focused around a Doreen Cronin theme. Additionally, because Diary of a Worm

is a diary format and has dates, the sequencing activity can be done as a time-line activity to link the material to social studies.

Materials Needed

A copy of Diary of a Worm by Doreen Cronin, copies of the Sequence or Timeline Sheet, copies of the events

Activity Instructions

Pre-reading: Read the title. Discuss the format of a diary. Students should make predictions of what they think the book will be about.

During reading: Read the book aloud, pointing out that the date of the diary pages go in chronological order.

After reading: Make sure students understand that sequencing is putting the events from a story in order according to when they happened. Ask them how they can decide what order events in Diary of a Worm happen. Make sure they come to the conclusion that in this case, the dates on the diary pages can help them put the events in order. If you choose, the activity can be completed using the Timeline Sheet instead to relate the activity to social studies.


- 1) Students should receive one Sequence or Timeline Sheet and one copy of the events.
- 2) Students should cut out the events and glue them in order of when they happened in the story.
- 3) If you want to make it more challenging, give them the Sequence or Timeline Sheet without the printout of the events, and they can remember and write events from the story.



Name _____


Date _____

Diary of a Worm Sequencing




Diary of a Worm Sequencing

Cut out the events from Diary of a Worm and glue them in the order they happened.




April
10
After a rain,
the worm spent
the day on the
sidewalk.

May
28
The worm
went to a
school dance.




April
20
The worm
scared some
children
in the park.

June
5
The worm
ate macaroni
for dinner.



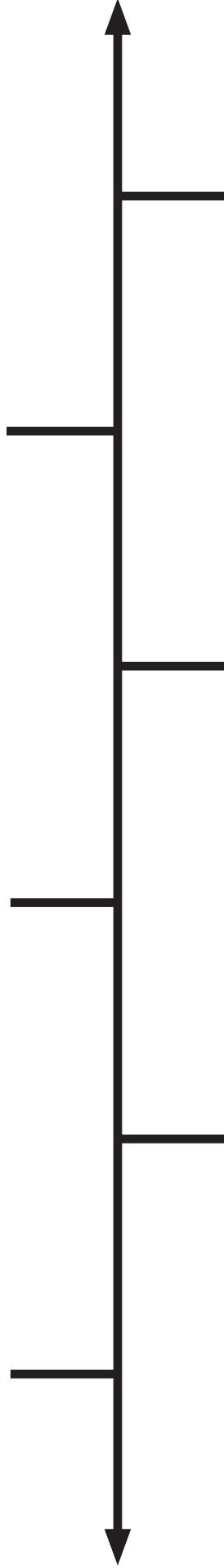
April
15
The worm
forgot his
homework.

March
29
The worm tried
to teach spider
to dig.



Name _____ Date _____

Diary of a Worm Timeline



Thank you for your interest in my products!
I hope you find them useful.

You may also like:
Just Add Paper: First Grade
Just Add Paper: Second Grade



Look for more substitute
teaching tips and freebies at:

- [Sub Hub](#)
- [Sub Hub on Facebook](#)
- [Sub Hub on Pinterest](#)

© 2012 By Rachel Friedrich at Sub Hub
<http://subhubonline.blogspot.com/>